
























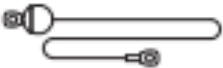










**A91-093V01**

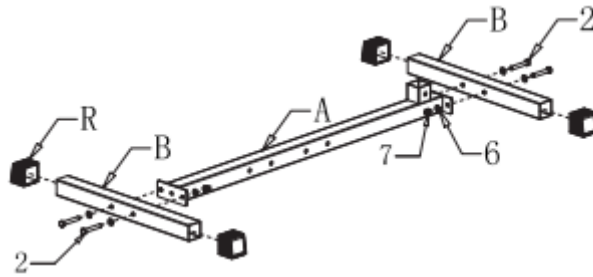


Πολύοργανο Γυμναστικής HOMCOM

## ΛΙΣΤΑ ΜΕΡΩΝ

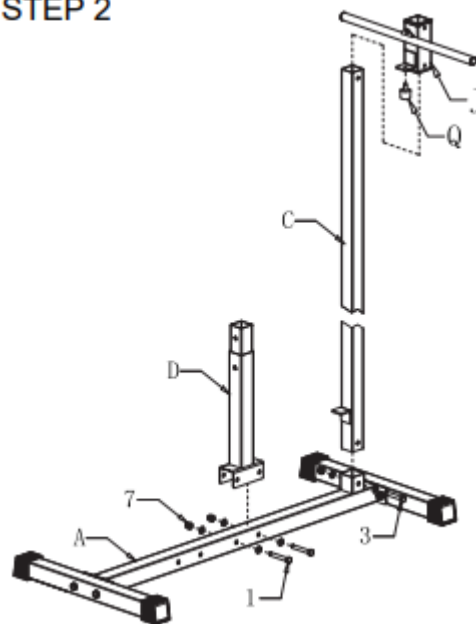
<p>A. Base tube 1pc</p> 	<p>B. Cross beam 2pcs</p> 	<p>C. Rear upright 1pc</p> 
<p>D. Bottom upright 1pc</p> 	<p>E. Top upright 1pc</p> 	<p>F. Seat support 1pc</p> 
<p>G. Lat bar 1pc</p> 	<p>H. Seat adjustable board 1pc</p> 	<p>I. Top frame 1pc</p> 
<p>J. Weight bar 1pc</p> 	<p>K. Connecting part 1pc</p> 	<p>L. Row handle 1pc</p> 
<p>M. Seat 1pc</p> 	<p>N. Foam tube 1pc</p> 	<p>O Rubber ring</p> 
<p>P. Hooks 3pcs</p> 	<p>Q. Bumper 1pc</p> 	<p>R. Cover 4pcs</p> 
<p>S. Pulley bushing 6pcs</p> 	<p>T. Knob 1pc</p> 	<p>U. Foam 2pcs</p> 
<p>V. Pulley 3pcs</p> 	<p>W. CLIP 2pcs</p> 	<p>X. UPPER CABLE(2.33M) 1pc</p> 
<p>Y. LOWER CABLE(1.65M) 1pc</p> 	<p>1. BOLT M10*70 7pcs</p> 	<p>2. Bolt (M10*65mm) 8pcs</p> 
<p>3. Bolt (M10*60mm) 3pcs</p> 	<p>4. Bolt (M8*20mm) 2pcs</p> 	<p>5. Washer (M8) 2pcs</p> 
<p>6. Washer (M10) 36pcs</p> 	<p>7. Nut (M10) 18pcs</p> 	

## 1° BHMA



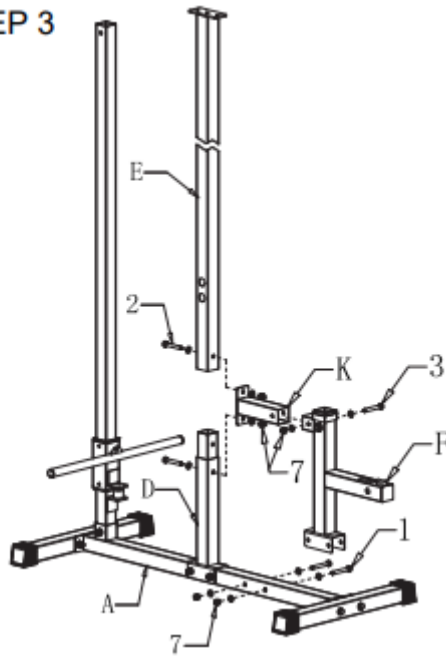
## 2° BHMA

STEP 2

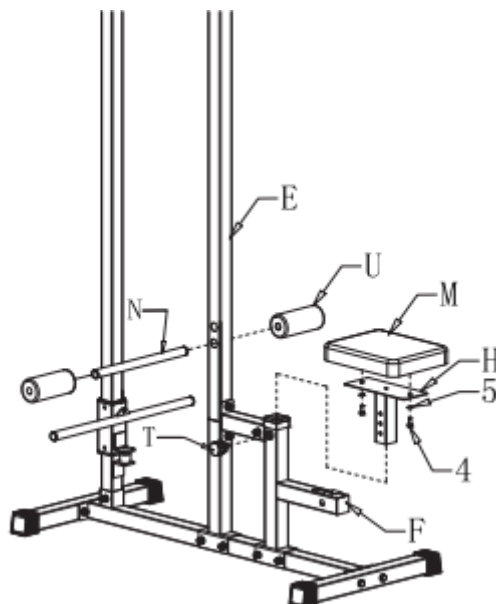


## 3o BHMA

STEP 3

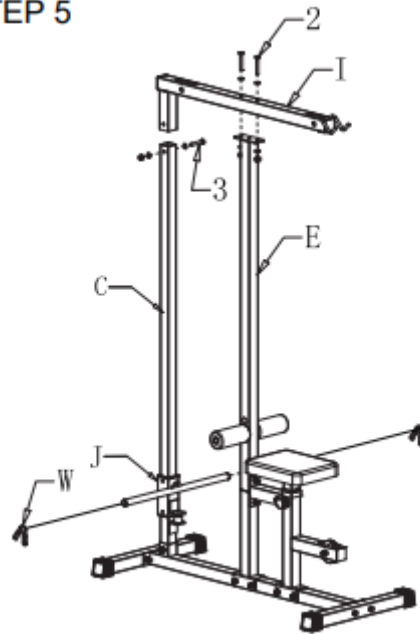


## 4º BHMA

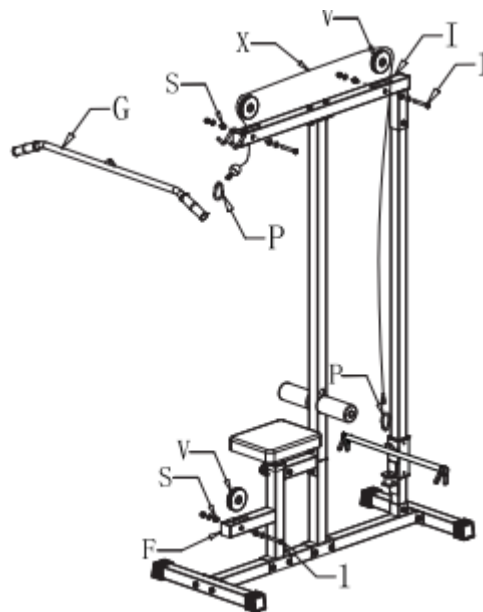


## 5° BHMA

STEP 5



## 6° BHMA



# 7° BHMA

## STEP 7

1. ATTACH THE LOWER CABLE (Y) TO THE UPPER CABLE (X) THROUGH PULLEY OF SEAT SUPPORT (F) AS SHOWN.

2 Rubber ring (O)

